


# Saving sea turtles starts with you

Fishermen can do a lot to help turtles survive.

## During Catch



Always haul the turtle with a net, or by holding the carapace.

If not possible, cut the line as close to the mouth as possible.


## During Release



Do not release the turtle if comatose, wait for it to recover; otherwise it might drown.

Place the animal in the shade, with the back end higher than the head. Once the turtle starts moving, release it.

## During Hook Removal



**If the hook is in the mouth,** always try to remove it.

**If the hook is swallowed,** do not attempt removal; it will only make injuries worse.

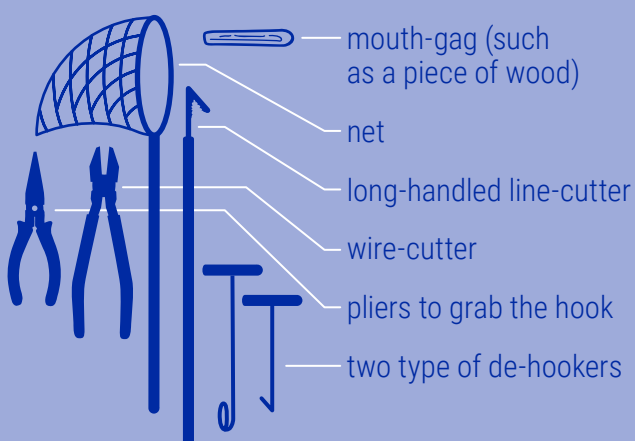
**If the hook is external,** remove it if easy; leave it if you do not succeed after 2 attempts.

### To Open the Mouth

Place your thumb and index finger on both sides of the nostrils (not covering them). This immediately makes the animal open its mouth.



### Essential Tools



mouth-gag (such as a piece of wood)

net

long-handled line-cutter

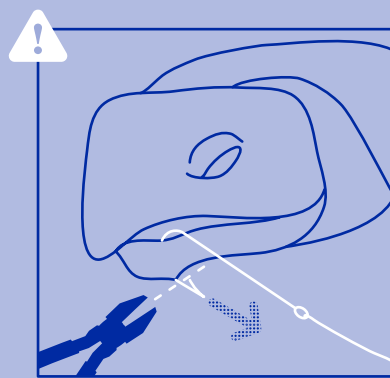
wire-cutter

pliers to grab the hook

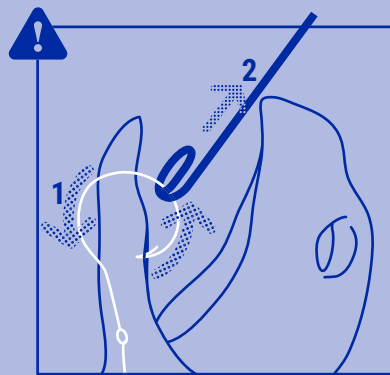
two type of de-hookers

**99%**

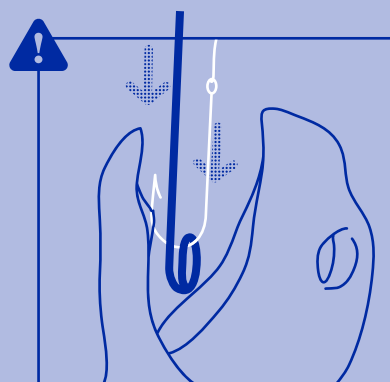
of marine turtles captured by surface longlines are found alive by fishermen\*



**To reduce injuries:** When possible, cut the hook prior to removal.



**To remove a Circle hook:** Rotate the hook, then pull out with the angle of the skin.



**To remove a J hook:** Push or Pull downward.

To learn more about sea turtle handling and hook removal, watch: <https://www.youtube.com/watch?v=diRa7wAxW0Y>



\*Andraka, S., Mug, M., Hall, M., Pons, M., Pacheco, L., Parrales, M., Rendón, L., Parga, M.L., Mituhasi, T., Segura, A., Ortega, D., Villagrán, E., Pérez, S., de Paz, C., Siu, S., Gadea, V., Caicedo, J., Zapata, L.A., Martínez, J., Guerrero, P., Valqui, M., Voguel, N., 2013. Circle hooks: developing better fishing practices in the artisanal longline fisheries in the Eastern Pacific Ocean. Biol. Conserv. 160, 214–223