

# ISSF Strategic Plan MSC Performance Indicators

Annual Progress – 2015



# MSC Performance Indicators

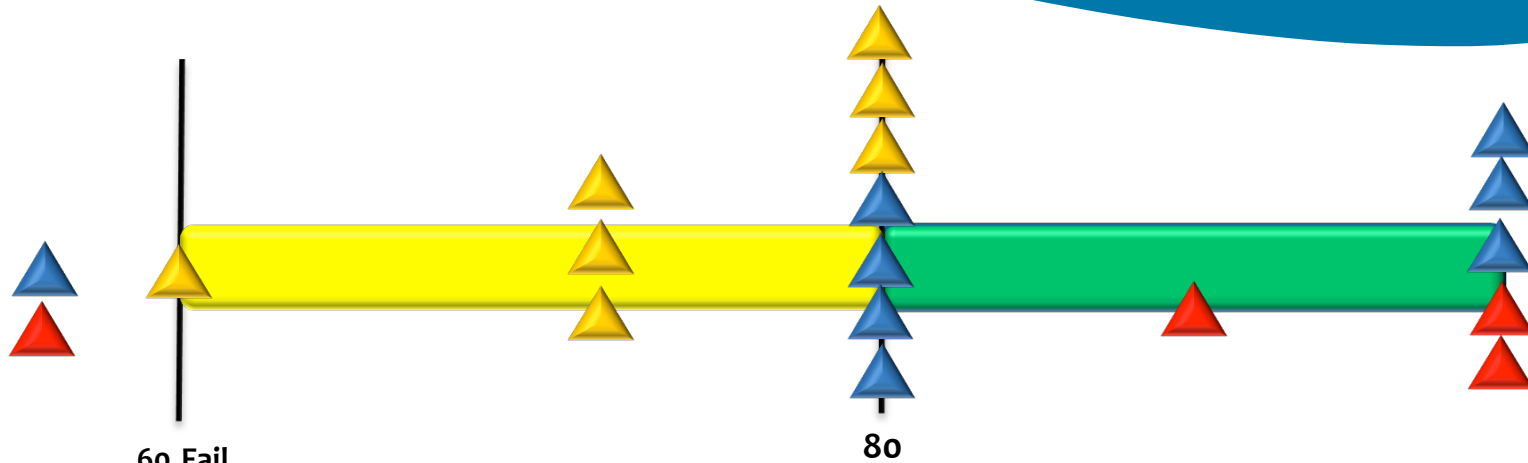
## Principle 1: Sustainable Fish Stocks

- A fishery must be conducted in a manner that does not lead to overfishing or depletion of the exploited populations and, for those populations that are depleted, the fishery must be conducted in a manner that demonstrably leads to their recovery.
- **Scores:**
  - Based on ISSF-funded independent assessment of 19 tuna stocks (Powers and Medley 2015)
- **Note:**
  - The performance indicator for reference points was removed, and these requirements incorporated in the status (PI 1.1.1) and harvest control rule (PI 1.2.2) requirements.



PI	PI#(2015)	Feb(2013)	Dec(2013)	Mar(2015)
Stock Status	1.1.1	83	82.6	80
Stock Rebuilding	1.1.2	77	73.3	64
Harvest Strategy	1.2.1	75	74.7	73.7
Harvest Control Rules/Tools	1.2.2	59	59.5	59.5
Information and Monitoring	1.2.3	77	76.3	77.1
Assessment of Stock Status	1.2.4	84	84	85.3

Mar 15 Average: 80



### Pass without conditions

The stock is at a level which maintains high productivity and has a low probability of recruitment overfishing.

## Atlantic Ocean

Species	Dec13	Mar15
• Yellowfin	70	70
• Bigeye	80	80
• W. Skipjack	80	80
• E. Skipjack	80	80
• N. Albacore	70	70
• S. Albacore	70	70
• M. Albacore	60	60

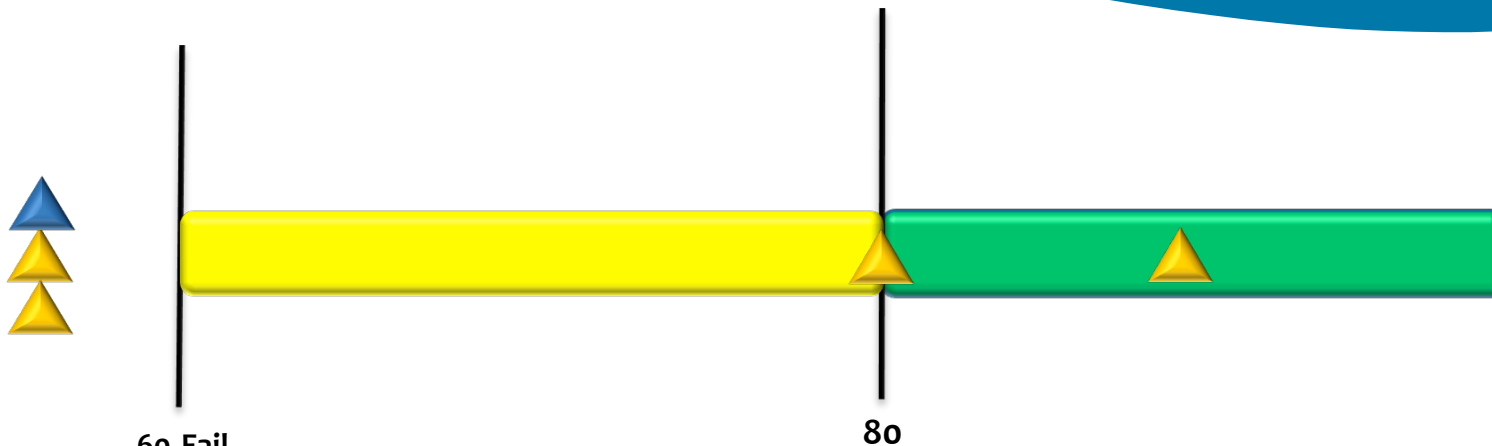
## Pacific Ocean

Species	Dec13	Mar15
• W. Yellowfin	90	100
• W. Bigeye	80	50
• W. Skipjack	100	100
• E. Yellowfin	80	80
• E. Bigeye	80	80
• E. Skipjack	100	80
• N. Albacore	80	80
• S. Albacore	100	100

## Indian Ocean

Species	Dec13	Mar15
• Yellowfin	90	90
• Bigeye	90	100
• Skipjack	100	100
• Albacore	70	50

Mar 15 Average: 64



**Pass without conditions**

Where the stock is depleted, there is evidence of stock rebuilding within a specified timeframe.

## Atlantic Ocean

Species	Dec13	Mar15
• Yellowfin	70	80
• Bigeye	NA	NA
• W. Skipjack	NA	NA
• E. Skipjack	NA	NA
• N.Albacore	80	90
• S. Albacore	70	50
• M. Albacore	NA	50

## Pacific Ocean

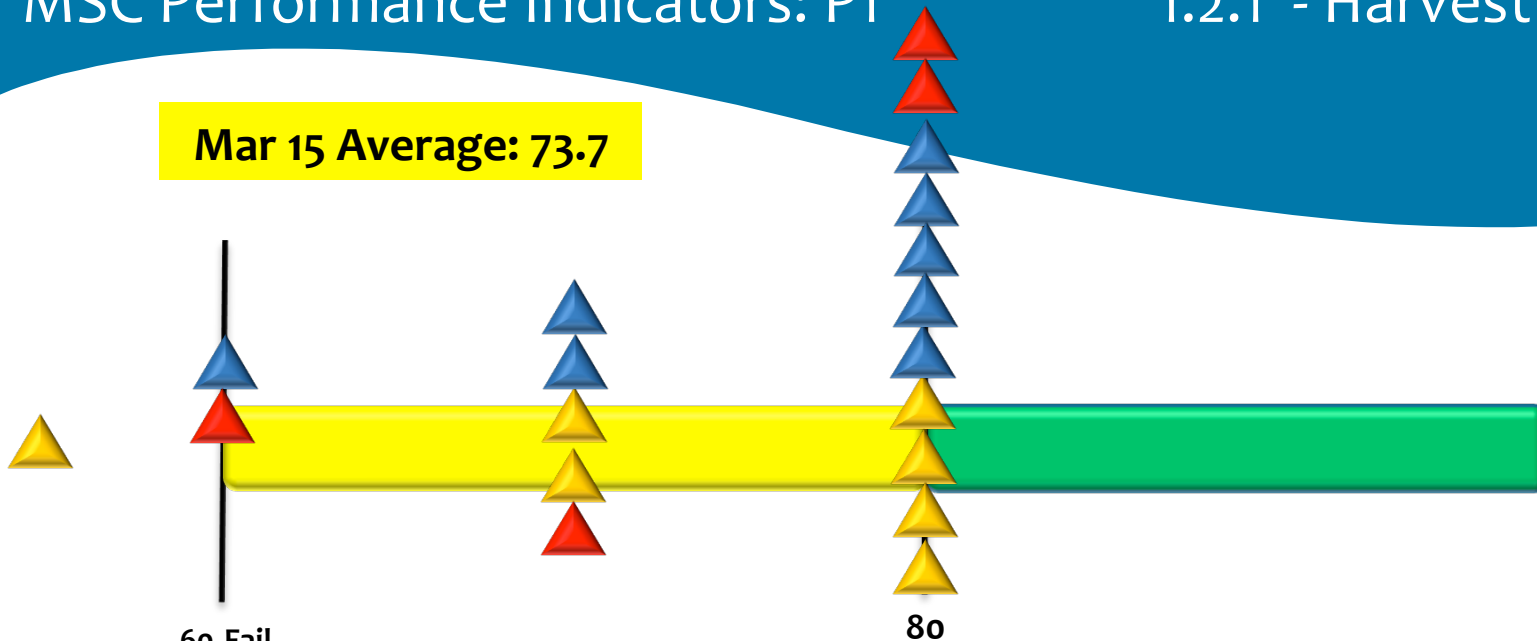
Species	Dec13	Mar15
• W. Yellowfin	NA	NA
• W. Bigeye	NA	50
• W. Skipjack	NA	NA
• E. Yellowfin	NA	NA
• E. Bigeye	NA	NA
• E. Skipjack	NA	NA
• N.Albacore	NA	NA
• S. Albacore	NA	NA

## Indian Ocean

Species	Dec13	Mar15
• Yellowfin	NA	NA
• Bigeye	NA	NA
• Skipjack	NA	NA
• Albacore	NA	NA



Mar 15 Average: 73.7



**Pass without conditions**

There is a robust and precautionary harvest strategy in place.

### Atlantic Ocean

Species	Dec13	Mar15
• Yellowfin	80	80
• Bigeye	80	80
• W. Skipjack	70	70
• E. Skipjack	70	70
• N.Albacore	80	80
• S. Albacore	80	80
• M. Albacore	50	50

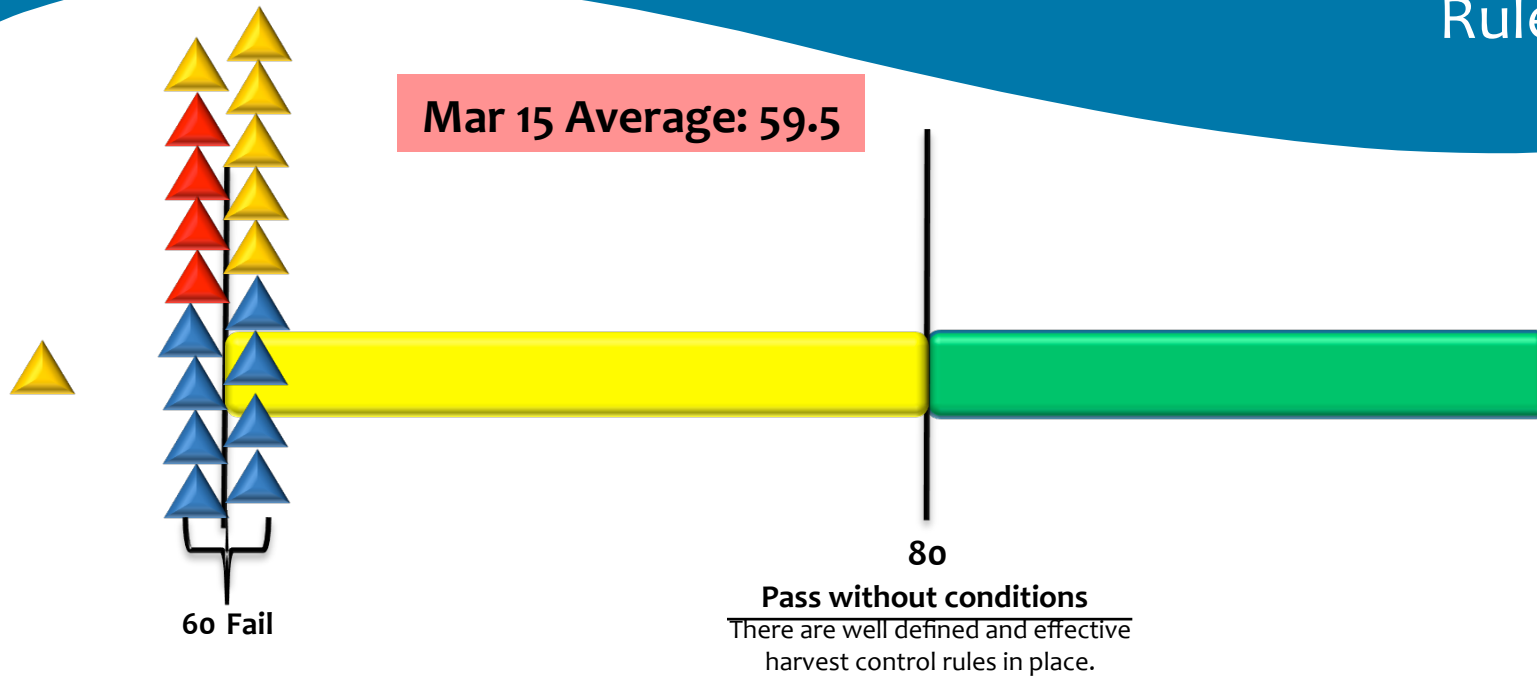
### Pacific Ocean

Species	Dec13	Mar15
• W. Yellowfin	70	70
• W. Bigeye	70	60
• W. Skipjack	70	70
• E. Yellowfin	80	80
• E. Bigeye	80	80
• E. Skipjack	80	80
• N.Albacore	80	80
• S. Albacore	80	80

### Indian Ocean

Species	Dec13	Mar15
• Yellowfin	80	70
• Bigeye	80	80
• Skipjack	80	80
• Albacore	60	60





## Atlantic Ocean

Species	Dec13	Mar15
• Yellowfin	60	60
• Bigeye	60	60
• W. Skipjack	60	60
• E. Skipjack	60	60
• N.Albacore	60	60
• S. Albacore	60	60
• M. Albacore	50	50

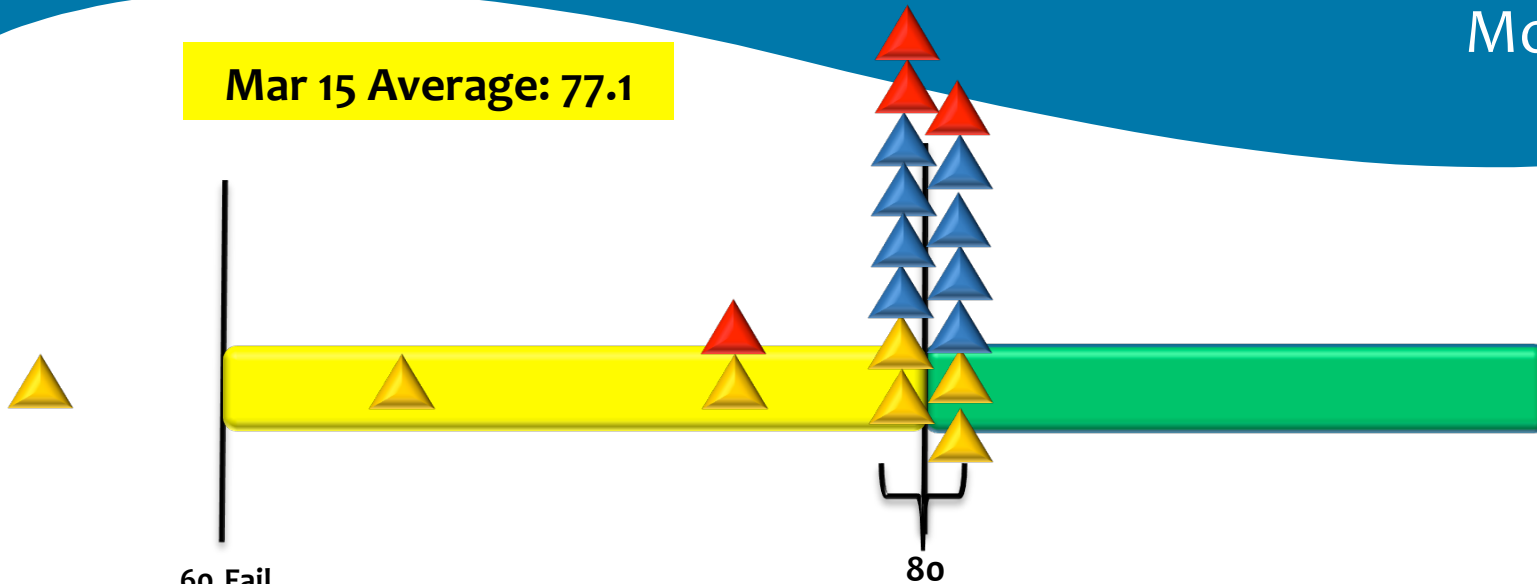
## Pacific Ocean

Species	Dec13	Mar15
• W. Yellowfin	60	60
• W. Bigeye	60	60
• W. Skipjack	60	60
• E. Yellowfin	60	60
• E. Bigeye	60	60
• E. Skipjack	60	60
• N.Albacore	60	60
• S. Albacore	60	60

## Indian Ocean

Species	Dec13	Mar15
• Yellowfin	60	60
• Bigeye	60	60
• Skipjack	60	60
• Albacore	60	60

Mar 15 Average: 77.1



**Pass without conditions**

Relevant information is collected to support the harvest strategy.

## Atlantic Ocean

Species	Dec13	Mar15
• Yellowfin	80	80
• Bigeye	80	80
• W. Skipjack	60	65
• E. Skipjack	75	75
• N. Albacore	80	80
• S. Albacore	80	80
• M. Albacore	50	50

## Pacific Ocean

Species	Dec13	Mar15
• W. Yellowfin	80	80
• W. Bigeye	80	80
• W. Skipjack	80	80
• E. Yellowfin	80	80
• E. Bigeye	80	80
• E. Skipjack	80	80
• N. Albacore	80	80
• S. Albacore	80	80

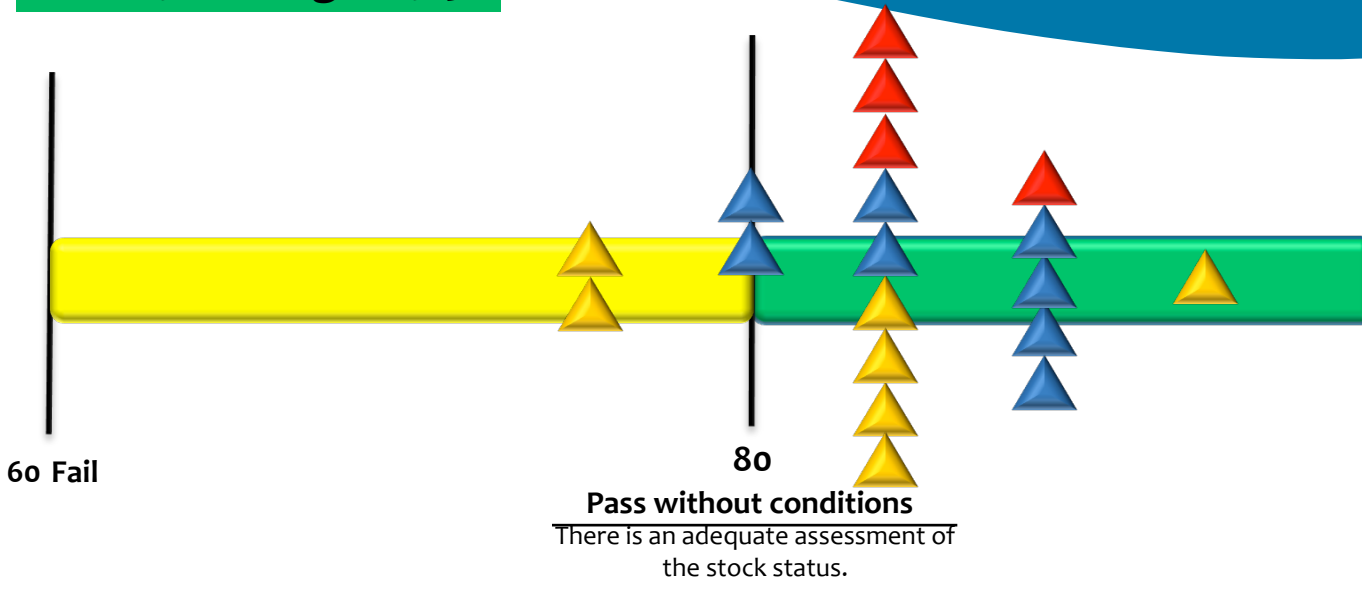
## Indian Ocean

Species	Dec13	Mar15
• Yellowfin	80	80
• Bigeye	80	80
• Skipjack	80	80
• Albacore	65	75





**Mar 15 Average: 85.3**



## Atlantic Ocean

Species	Dec13	Mar15
• Yellowfin	85	85
• Bigeye	85	85
• W. Skipjack	80	85
• E. Skipjack	80	75
• N.Albacore	80	95
• S. Albacore	80	85
• M. Albacore	80	75

## Pacific Ocean

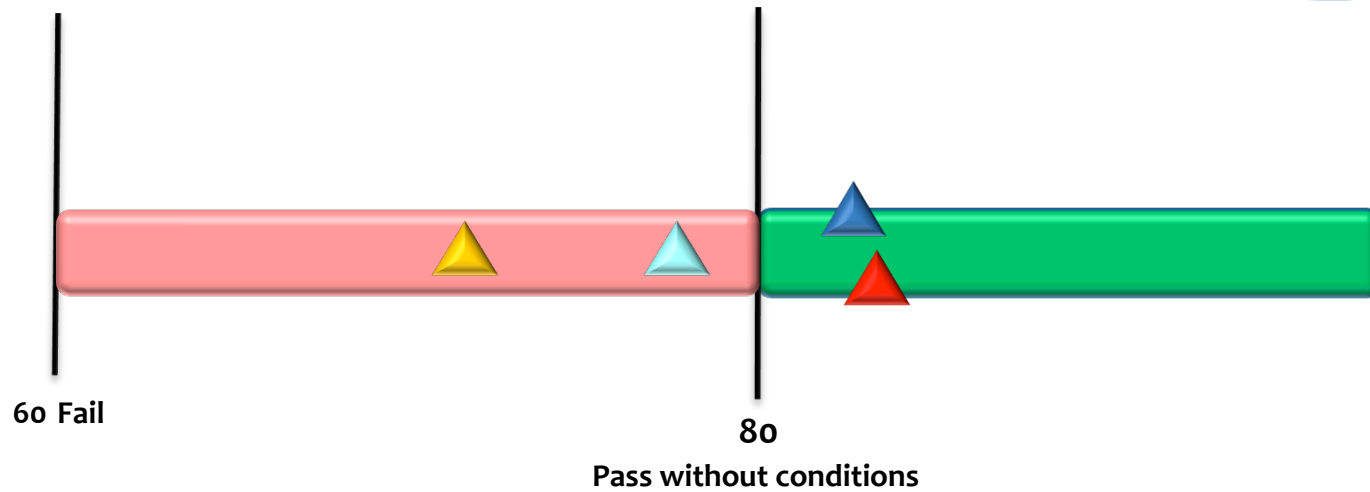
Species	Dec13	Mar15
• W. Yellowfin	90	90
• W. Bigeye	90	90
• W. Skipjack	85	85
• E. Yellowfin	95	90
• E. Bigeye	95	90
• E. Skipjack	85	80
• N.Albacore	85	85
• S. Albacore	85	80





## Indian Ocean

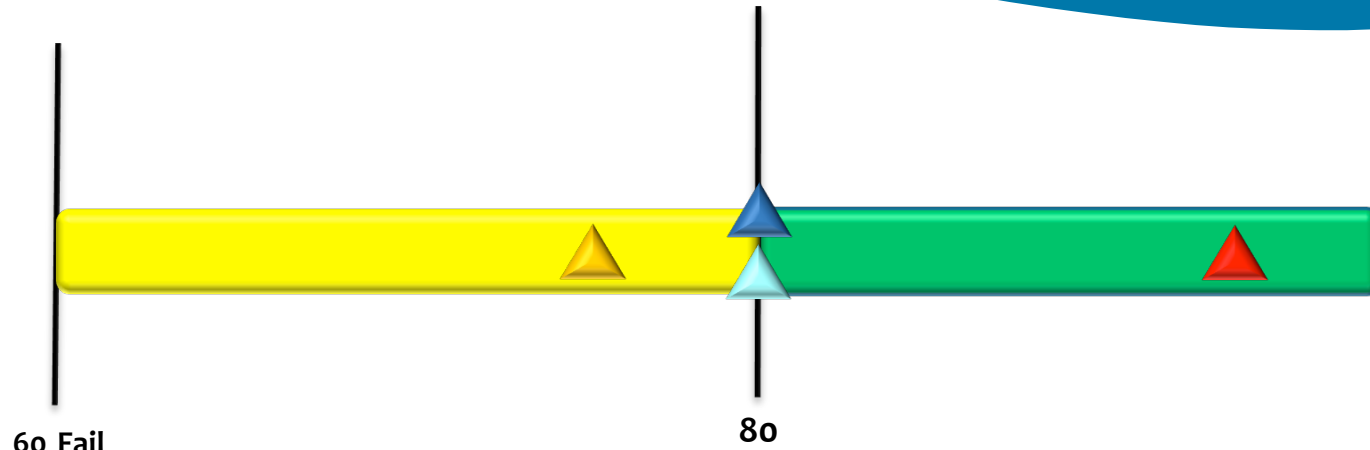
Species	Dec13	Mar15
• Yellowfin	90	90
• Bigeye	80	85
• Skipjack	85	85
• Albacore	60	85

## Principle 3: Effective Management

- Principle 3 (P3): The fishery is subject to an effective management system that respects local, national and international laws and standards and incorporates institutional and operational frameworks that require use of the resource to be responsible and sustainable.
- **Scores:**
  - Based on ISSF-funded independent assessment of 4 tuna RFMOs (Powers and Medley 2015)
  - Does not consider Local and National management systems



RFMOs			
	<u>Dec 13</u>	<u>Mar 15</u>	<u>±/±</u>
 ICCAT	77.3	73.8	-3.5
 WCPFC	85	84.6	-0.4
 IATTC	83.6	83.5	-0.1
 IOTC	76.4	78.5	+2.1

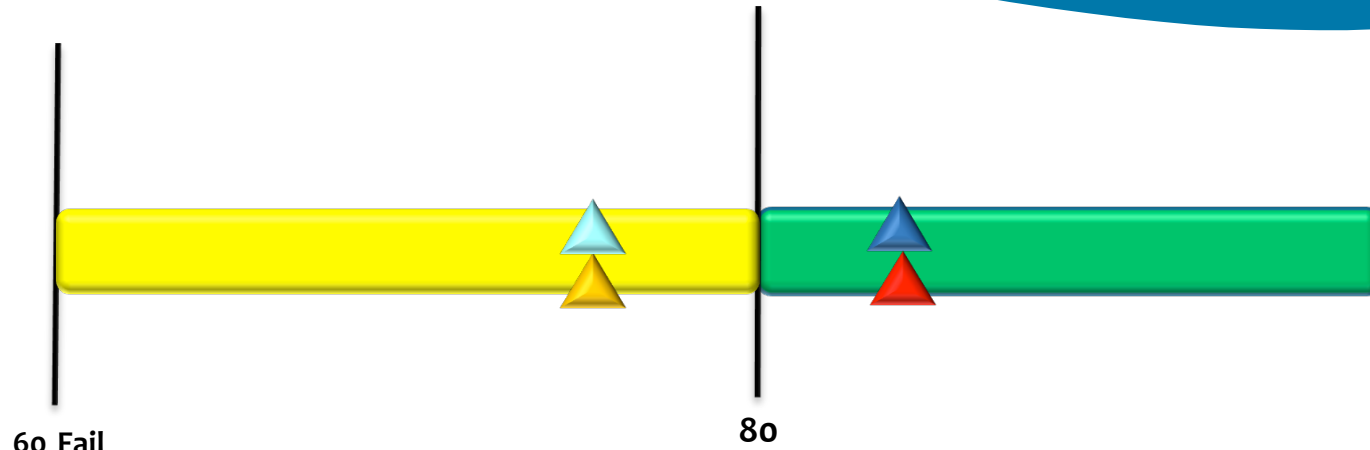


### Pass without conditions

The management system exists within an appropriate and effective legal and/or customary framework which ensures that it: - Is capable of delivering sustainable fisheries in accordance with MSC Principles 1 and 2 and - Observes the legal rights created explicitly or established by custom of people dependent on fishing for food or livelihood; and - Incorporates an appropriate dispute resolution framework.

### RFMOs





	<u>Dec13</u>	<u>Mar15</u>
▲ ICCAT	75	75
▲ WCPFC	95	95
▲ IATTC	80	80
▲ IOTC	80	80

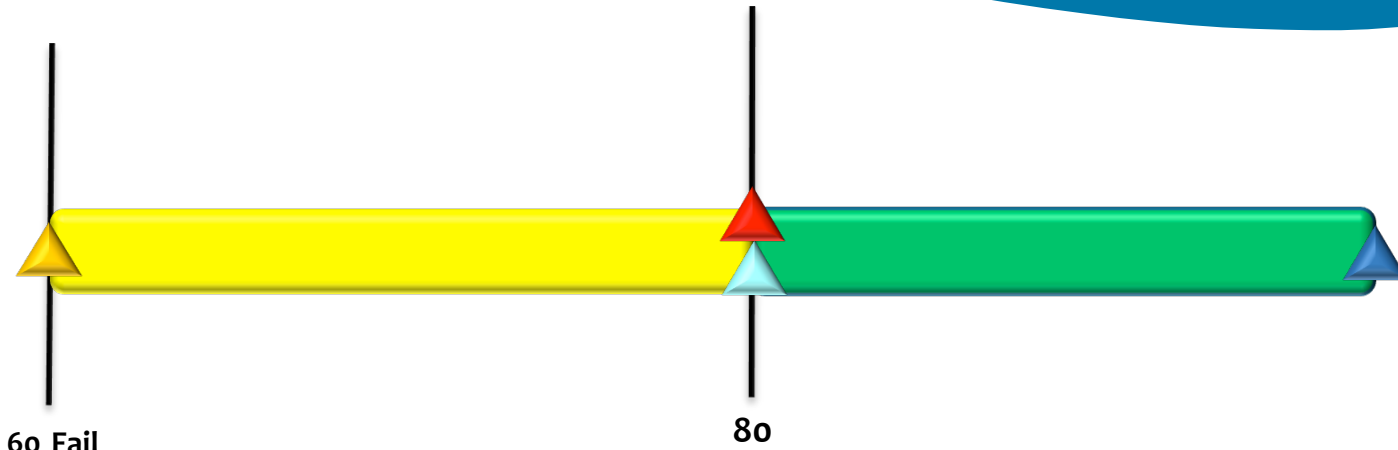


### Pass without conditions

The management system has effective consultation processes that are open to interested and affected parties. The roles and responsibilities of organisations and individuals who are involved in the management process are clear and understood by all relevant parties.

### RFMOs





	<u>Dec13</u>	<u>Mar15</u>
 ICCAT	75	75
 WCPFC	85	85
 IATTC	85	85
 IOTC	70	75

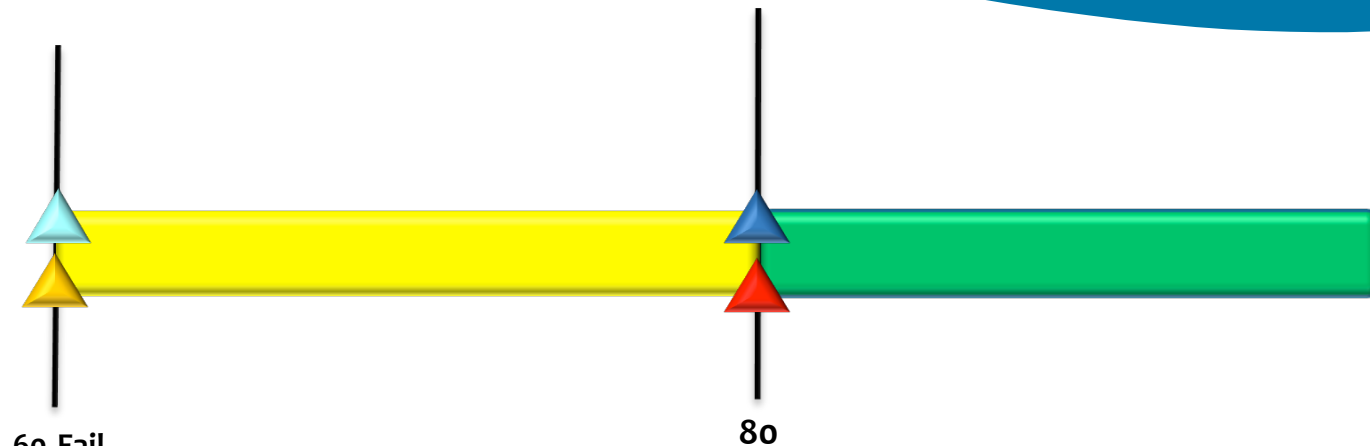


### Pass without conditions

The management policy has clear long-term objectives to guide decision-making that are consistent with MSC Principles and Criteria, and incorporates the precautionary approach.

### RFMOs

	<u>Dec13</u>	<u>Mar15</u>
 ICCAT	60	60
 WCPFC	100	80
 IATTC	100	100
 IOTC	60	80

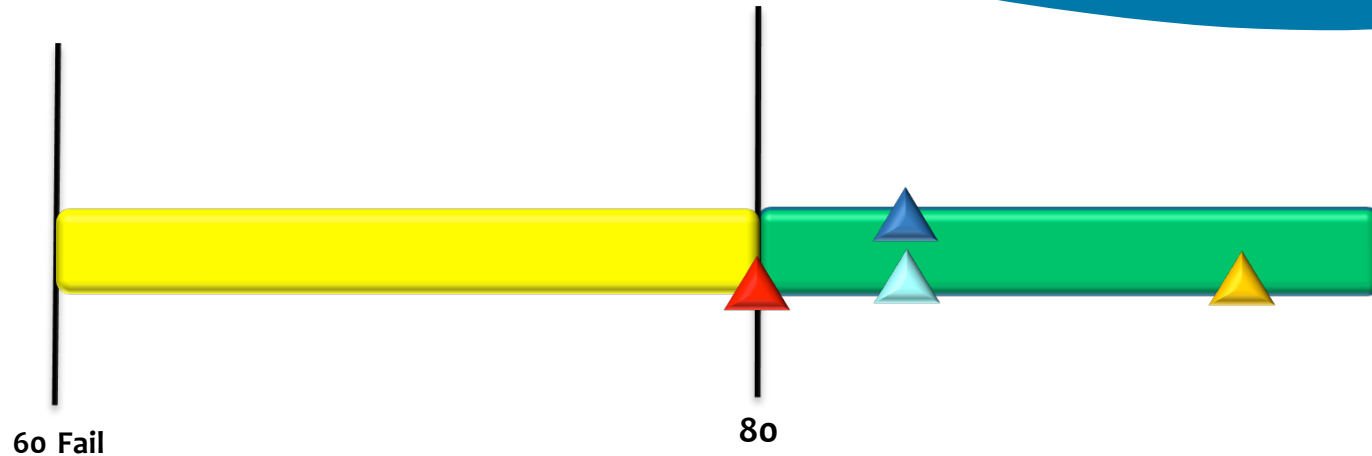


**Pass without conditions**

The fishery has clear, specific objectives designed to achieve the outcomes expressed by MSC's Principles 1 and 2.

**RFMOs**





	<u>Dec3</u>	<u>Mar15</u>
▲ ICCAT	60	60
▲ WCPFC	80	80
▲ IATTC	80	80
▲ IOTC	60	60



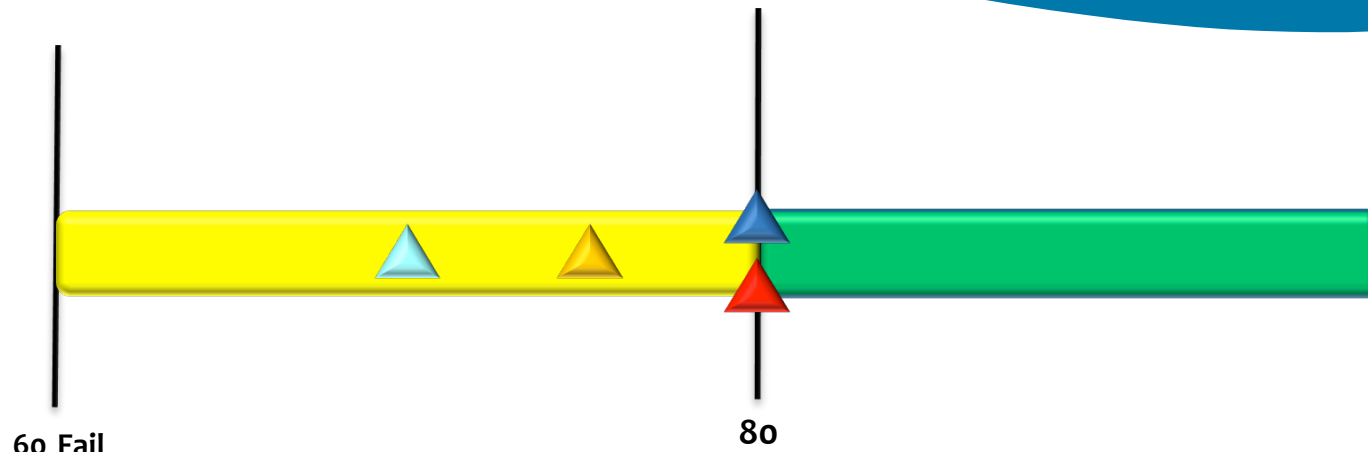
### Pass without conditions

The fishery-specific management system includes effective decision-making processes that result in measures and strategies to achieve the objectives and has an appropriate approach to actual disputes in the fishery under assessment.

### RFMOs

	<u>Dec13</u>	<u>Mar15</u>
 ICCAT	95	95
 WCPFC	80	80
 IATTC	85	85
 IOTC	85	85







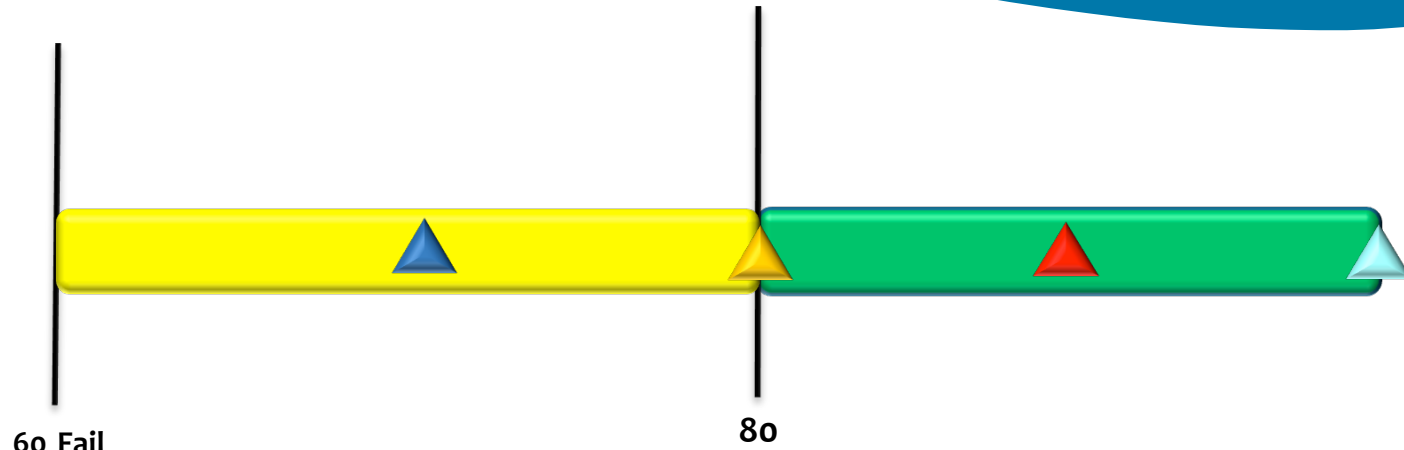


### Pass without conditions

Monitoring, control and surveillance mechanisms ensure the fishery's management measures are enforced and complied with.





### RFMOs

	<u>Dec13</u>	<u>Mar15</u>
 ICCAT	75	75
 WCPFC	80	80
 IATTC	80	80
 IOTC	70	70



### Pass without conditions

There is a system for monitoring and evaluating the performance of the fishery-specific management system against its objectives. There is effective and timely review of the fishery-specific management system.

RFMOs		
	<u>Dec13</u>	<u>Mar15</u>
 ICCAT	90	80
 WCPFC	70	90
 IATTC	70	70
 IOTC	90	100

# ISSF Strategic Plan MSC Performance Indicators

Annual Progress – 2015

